

WELL COME

TAX MODULE



COMMISSIONER OF TRANSPORT, GANDHINAGAR
(GUJARAT STATE)

- Seamless flow of traffic and goods is desired.
- Check posts serve the purpose of tax and fee collection; and also serve as a focal point for enforcement activity. However check posts have resulted into traffic jams, etc.
- To mitigate the negative impact of check posts, Gujarat has developed online payment facility for taxes and fees.

About TAX module

Gujarat Motor Vehicle Department has started the facility of TAX Module, in which the other state transporter can easily pay tax in advance

- TAX Module is prepared by NIC
- This module prepared only for out state vehicle.
- It is an online web based module linked with Vahan software to help all the transporters to pay online tax.

- In TAX Module only by entering the Vehicle Registration Number Data will be auto fetched.
- Incase if after Entering the vehicle registration number in the module the vehicle details is not available then the details entered by owners in the module would be taken as final details for the vehicle.
- But in above case if details provided in TAX module by applicant is found faulty then owner of the vehicle is solely responsible.

Process flow

Go to parivahan website



Select on line service



Select check post



Select vehicle tax payment



Select state and service name



Than click on go button



Enter vehicle number

Process flow

Auto fetch vehicle data



Select state



Select vehicle type and class



Select vehicle service



Select barrio



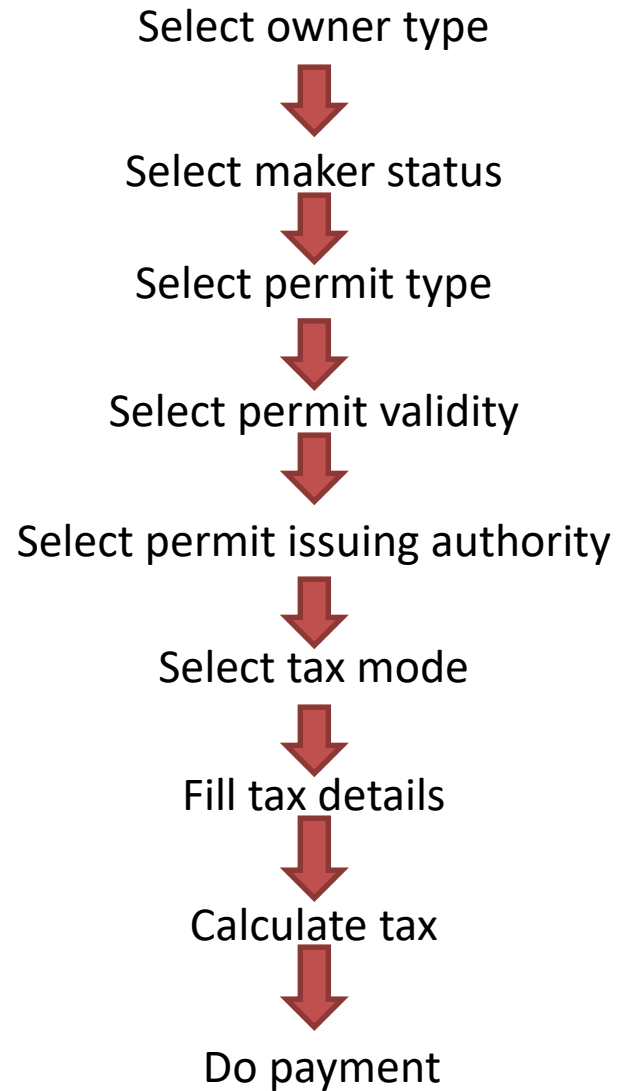
Select Seating capacity



Select sleeping capacity



Process Flow



Process flow (on site)

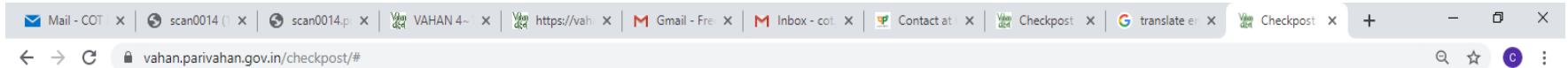
The screenshot displays the Parivahan Sewa website interface. At the top, the browser address bar shows the URL parivahan.gov.in/parivahan/. The website header includes the Parivahan Sewa logo, the Government of India emblem, and the text "MINISTRY OF ROAD TRANSPORT & HIGHWAYS". A navigation menu contains links for "About Us", "Online Services", "Informational Services", "Dashboard & Report", "Useful Links", "In the News", "Sitemap", "Contact Us", and "Login".

The "Online Services" dropdown menu is open, listing the following options: Vehicle Related Services, Driving License Related Services, Check Post Tax, Fancy Number Booking, e-Authorisation Card, Know your License Details, Know your Vehicle Details, NR Services, Paid NR Services, Homologation, National Permit, CNG Maker, SLD Maker, VLTD Maker, Trade Certificate, and PUC.

The main content area features a large banner with the text "YOU DON'T NEED GOVERNMENT PERMIT" in green letters. To the right of the banner, there is a message: "You don't need a permit to transport if your vehicle runs on:" followed by two icons: a blue battery icon labeled "Battery" and a blue methanol fuel icon labeled "Methanol Fuel".

At the bottom of the page, there are links for "Registration services" and "Driving License Related Services". The Windows taskbar at the bottom shows the system tray with the date and time: 3:15 PM, 09-Oct-19.

Process flow (on site)



Please pay tax in advance

Home Skip main content Skip navigation A+ A-

CHECKPOST

MINISTRY OF ROAD TRANSPORT AND HIGHWAYS
Government of India

e-Vahan
सर्वोपयोगी सेवा

Home Payment Reports

Verify the validity of the receipt by sending sms VAHAN <STATE CODE> CP <VEHICLE NO> to 7738299899 (e.g. VAHAN XX CP XXXXXXXXXX)

THE SOLUTION FOR VEHICLE TAX COLLECTION AT CHECKPOST

Important information...

Process to Generate Memo and pay fee of ODC..

[Read more...](#)

Process to pay other state road tax of single vehicle..

[Read more...](#)

Process to check your pending transaction of single vehicle..

[Read more...](#)

Process to recheck the fail transaction of single vehicle..

[Read more...](#)

Process to signup for tax payment of more than one vehicle in single transaction..

[Read more...](#)


CHECKPOST portal is meant to be a common platform from where various checkpost services are provided to citizens, as and when they are developed by the department. These services are being started for online checkpost tax payment of vehicles. The owners of these vehicles can log on to the portal from any internet access point, and deposit their due taxes through net banking facility. This system will save them the trouble of physically coming to the transport office, while the department will be able to collect their taxes in a cashless and seamless way. Once the user logs on to the system and provides the required information about the vehicle, the software calculates and displays the tax amount payable. If the user accepts to make the payment, the portal redirects him to selected bank or treasury site. The user then makes the payment from his bank account through secure Internet Banking. Once the transaction is complete, the software generates a detailed receipt, which can be printed by the user for his records. For checking the authenticity of receipt, the transport department officials will be able to cross-check the payment details by logging on to the portal using this web-based software. They can also view / print various reports which will be generated for officials of the transport department.

Authenticated Login

User Name

Password

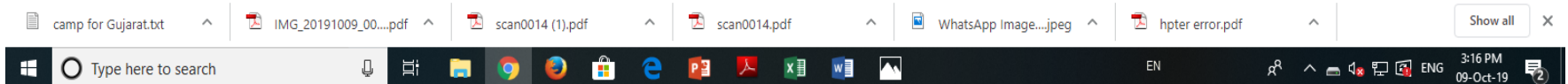
Verification Code: *





Please pay tax in advance to avoid any last minute hassle.

Powered by National Informatics Centre. All Rights Reserved.



Process flow (on site)

The screenshot displays the Vahan CheckPost website interface. At the top, there is a navigation bar with the Vahan logo, the Ministry of Road Transport and Highways Government of India logo, and the e-Vahan logo. Below this is a secondary navigation bar with links for Home, Payment, and Reports. A dropdown menu is open under the Payment link, showing options for Tax Payment, Check Pending Transaction, and Reverify Failed Transaction. The main content area features a heading "THE SOLUTION FOR VEHICLE TAX COLLECTION AT CHECKPOST" and a detailed paragraph explaining the portal's purpose and usage. To the right of this text is an "Authenticated Login" form with fields for User Name, Password, and Verification Code, along with a Login button. Below the text and form are five circular icons representing different services: Tax Payment, Print Payment Receipt, Check Pending Transaction, Check Receipt Details, and Reverify Failed Transaction. At the bottom of the page, there is a footer with the text "Please pay tax in advance to avoid any last minute hassle." and "Powered by National Informatics Centre. All Rights Reserved." The browser's address bar shows the URL "https://vahan.parivahan.gov.in/checkpost/#" and the taskbar at the bottom indicates the system time as 3:17 PM on 09-Oct-19.

Please pay tax in advance to avoid any last minute has

Home Skip main content Skip navigation A* A A

CHECKPOST

MINISTRY OF ROAD TRANSPORT AND HIGHWAYS
Government of India

e-Vahan
आपके चरमे

Home Payment Reports

→ Tax Payment
→ Check Pending Transaction
→ Reverify Failed Transaction

Verify the validity of the receipt by sending sms **VAHAN <STATE CODE> CP <VEHICLE NO>** to 7738299899 (e.g. **VAHAN XX CP XXXXXXXXXX**)

THE SOLUTION FOR VEHICLE TAX COLLECTION AT CHECKPOST

CHECKPOST portal is meant to be a common platform from where various checkpost services are provided to citizens, as and when they are developed by the department. These services are being started for online checkpost tax payment of vehicles. The owners of these vehicles can log on to the portal from any internet access point, and deposit their due taxes through net banking facility. This system will save them the trouble of physically coming to the transport office, while the department will be able to collect their taxes in a cashless and seamless way. Once the user logs on to the system and provides the required information about the vehicle, the software calculates and displays the tax amount payable. If the user accepts to make the payment, the portal redirects him to selected bank or treasury site. The user then makes the payment from his bank account through secure Internet Banking. Once the transaction is complete, the software generates a detailed receipt, which can be printed by the user for his records. For checking the authenticity of receipt, the transport department officials will be able to cross-check the payment details by logging on to the portal using this web-based software. They can also view / print various reports which will be generated for officials of the transport department.

Authenticated Login

User Name

Password

Verification Code: *

nummcr

Login

Tax Payment

Print Payment Receipt

Check Pending Transaction

Check Receipt Details

Reverify Failed Transaction

Please pay tax in advance to avoid any last minute hassle.

Powered by National Informatics Centre. All Rights Reserved.

NIC NATIONAL INFORMATICS CENTRE

https://vahan.parivahan.gov.in/checkpost/faces/public/payment/TaxCollection.xhtml

camp for Gujarat.txt IMG_20191009_00....pdf scan0014 (1).pdf scan0014.pdf WhatsApp Image...jpeg hpter error.pdf Show all

Type here to search



EN 3:17 PM 09-Oct-19

Process flow (on site)

Check point 4 hrs October - Goo X | Inbox (3,180) - cofts2016@gmail X | My Drive - Google Drive X | Hardware Maintenance Details C X | HSRP FITMENT AT RTO OFFICE - X | HSRP FITMENT AT RWA CAMP - X | Checkpost -47-3 X + -

← → ↻ ⓘ Not secure | 164.100.78.110/checkpost/faces/public/payment/TaxCollection.xhtml#

Please pay tax in advance to avoid any last minute hassle. Home ↓ Skip main content ↓ Skip navigation A* A*

CheckPost  **MINISTRY OF ROAD TRANSPORT AND HIGHWAYS**
Government of India 

Home Payment Reports

Verify the validity of the receipt by sending sms VAHAN <STATE CODE> CP <VEHICLE NO> to 7738299899 (e.g. VAHAN XX CP XXXXXXXXXX)

VEHICLE TAX PAYMENT

Select State Name for Tax Payment

Select State: GUJARAT

Service Name: ---Select Service Name---

Follow these steps to initiate tax payment...



1. Select the state where you want to go from 'Select State' combo box.
2. Select service Name from 'Service Name' combo box.
 - i. Select 'VEHICLE TAX COLLECTION (OTHER STATE)' in case you do not have NCR permit.
 - ii. Select 'VEHICLE TAX COLLECTION (NCR)' in case you have NCR permit.
3. Click 'Go' button to open the vehicle details form.
4. Enter 'Vehicle No.' and click 'Get Details' button to fill the details.
5. Fill rest of the fields which are not filled automatically.
6. In case fields are not filled automatically then enter the details manually.
7. Click 'Calculate Tax' button to calculate the tax according to state notification.
8. Click 'Pay Tax' button to pay the calculated tax.
9. It opens the payment gateway of VAHAN.
10. Choose payment gateway and click on 'Continue' button.
11. And then follow the screen to pay tax.
12. After paying tax bank will redirect to the Checkpost application.
13. In case payment is success Checkpost application will generate the success receipt.
14. Print the receipt.

Process flow (on site)

Check point 4 hrs October - Goo x | Inbox (3,180) - cotfs2016@gmail x | My Drive - Google Drive x | Hardware Maintenance Details C x | HSRP FITMENT AT RTO OFFICE - x | HSRP FITMENT AT RWA CAMP - x | Checkpost -47-3 x

← → ↻ ⓘ Not secure | 164.100.78.110/checkpost/faces/public/payment/TaxCollectionMainOnline.xhtml#

Please pay tax in ₹ [Home](#) ↓ [Skip main content](#) ↓ [Skip navigation](#) A* A A*

CheckPost  **MINISTRY OF ROAD TRANSPORT AND HIGHWAYS**
Government of India 

Home Payment Reports

Verify the validity of the receipt by sending sms VAHAN <STATE CODE> CP <VEHICLE NO> to 7738299899 (e.g. VAHAN XX CP XXXXXXXXXX)

VEHICLE TAX PAYMENT FOR, GUJARAT

Tax Payment Details

Vehicle No.*

Chassis No.*

Mobile No.*
 SMS about payment will be sent to this number.

Vehicle Type*
---Select Vehicle Type---

Vehicle Class*
---Select Vehicle Class---

Seating Cap*

Permit Type
---Select Permit Type---

Tax Mode*
---Select Tax Mode---

Owner Name*

From State*
---Select State---

Service Type*
---Select Service Type---

Barrier Name*
---Select District/Barrier---

Owner Type*

Permit No.

Tax From*
DD-MM-YYYY HH:mm

Maker Status*

Issuing Authority

Tax Upto*
DD-MM-YYYY HH:mm

Sl. No.	Particulars	Tax From	Tax Upto	Amount
No records found.				

Total Amount*



Process flow (on site)

Check point 4 hrs October - Google x | Inbox (3,180) - cotfs2016@gmail.com x | My Drive - Google Drive x | Hardware Maintenance Details C x | HSRP FITMENT AT RTO OFFICE - x | HSRP FITMENT AT RWA CAMP - x | Checkpost -47-3 x

Not secure | 164.100.78.110/checkpost/faces/public/payment/TaxCollectionMainOnline.xhtml#

Please pay tax in advance

Home | Skip main content | Skip navigation | A+ | A-

CHECKPOST  **MINISTRY OF ROAD TRANSPORT AND HIGHWAYS**
Government of India 

Home | Payment | Reports

Verify the validity of the receipt by sending sms **VAHAN <STATE CODE> CP <VEHICLE NO>** to 7738299899 (e.g. **VAHAN XX CP XXXXXXXXXX**)

VEHICLE TAX PAYMENT FOR, GUJARAT

Tax Payment Details

Vehicle No.* MH12KQ1741	Chassis No.* MAT507404DBFXXXX	Mobile No.* 0000000000	Vehicle Type* CONTRACT CARRIAGE/PASSENGER VEHICLES	Vehicle Class* BUS	Seating Cap* 41	Permit Type TOURIST PERMIT	Tax Mode* MONTHLY	Owner Name* THE CHAIRMAN AND MANGING DIR PMPML	From State* MAHARASHTRA	Service Type* ORDINARY	Barrier Name* BHILAD	Owner Type* Individual Company	Maker Status* Indian Imported	Permit No. 1232019	Issuing Authority BOMBAY	Tax From* 18-10-2019 13:20	Tax Upto* 31-10-2019 13:20
----------------------------	----------------------------------	---------------------------	---	-----------------------	--------------------	-------------------------------	----------------------	---	----------------------------	---------------------------	-------------------------	-----------------------------------	----------------------------------	-----------------------	-----------------------------	-------------------------------	-------------------------------

Sl. No	Particulars	Tax From	Tax Upto	Amount
1	MV Tax	18-10-2019	31-10-2019	15375

Total Amount*
15375

Calculate Tax | Pay Tax | Reset

THANK YOU



COMMISSIONER OF TRANSPORT
GANDHINAGAR